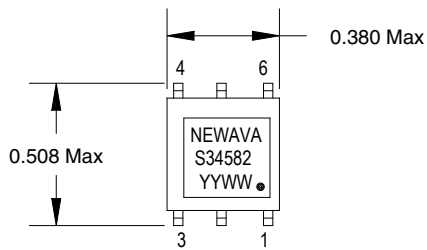
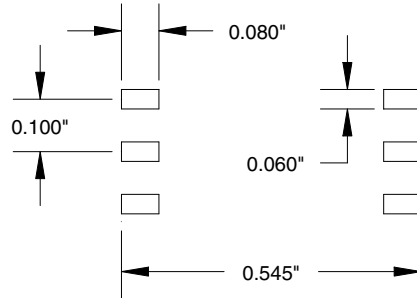


EP7 LM259X Inductor
150 uHy 0.45 ADC



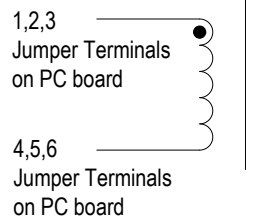
MECHANICALS: 0.342" Max Height
0.345" Max Width of Body
Coplanarity of +/- 0.004" Across all Leads
All pins may not be used.

Ref: PWB LAYOUT



ELECTRICAL SPECS:

- 1: INDUCTANCE: @ 10 kHz, 0.1 Vrms
(1 thru 4 to 5 thru 8) = 150 - 195 uHy
- 2: DCRs:
(1 thru 4 to 5 thru 8) = 0.30 Ohms Max.
- 3: SRF: 1.30 MHz Min
- 4: HIPOT: 500 VDC
Winding to core (2 Sec., 5 mA Max)



Specifications at room temperature of 25 C.

A	2/28/03		KAM	Production Release			
REV.	DATE	ECN	BY	DESCRIPTION			
TOLERANCES ON				Newava Tech. Watertown, SD 57201 605-886-0264	150 uHy Inductor 0.45 ADC		
.XXX	.XX	ANGLE					
+ .	+ .	+ .					
DRAWN:			DATE	SCALE	MODEL	DRAWING NO.	REV.
CHECKED: -			-			S34582	A
APPROVED: -			- KAM	NEXT ASSY:			
THIS PRINT MUST NOT BE COPIED IN WHOLE OR IN PART				OR USED DETRIMENTALLY TO OUR INTEREST		SHEET 1 OF 1	